























World's **10 busiest** air cargo hubs

(TOTAL AIR CARGO TRAFFIC)

	Change from 2018 rank	City	Country	IATA code	Air cargo 2019 total	2019 vs 2018 % change	H1 2020 vs H1 2019 % change
1		Hong Kong		HKG	4,809,485	-6.1	-10.2
2		Memphis		MEM	4,322,740	-3.3	0.8
3		Shanghai		PVG	3,634,230	-3.6	0.4
4	 3	Louisville		SDF	2,790,109	6.4	1.9
5		Incheon		ICN	2,764,369	-6.4	-1.4
6		Anchorage		ANC*	2,745,348	-2.2	7.7
7		Dubai		DXB	2,514,918	-4.8	-26.7
8		Doha		DOH	2,215,804	0.8	-8.0
9		Taipei		TPE	2,182,342	-6.1	0.0
10		Tokyo		NRT	2,104,063	-6.9	-7.6
Aggregated top 10 airports					30,083,408	-3.5	-4.1